


# FINAL GENERAL FUND BUDGET

Fiscal Year 2019-2020

## General Fund Budget Approval

Date of Adoption of the General Fund Budget: 06/21/2019



\_\_\_\_\_  
President of the Board - Original Signature Required

06/21/2019

\_\_\_\_\_  
Date



\_\_\_\_\_  
Secretary of the Board - Original Signature Required

06/21/2019

\_\_\_\_\_  
Date



\_\_\_\_\_  
Chief School Administrator - Original Signature Required

06/21/2019

\_\_\_\_\_  
Date

Deana Turner

\_\_\_\_\_  
Contact Person

(724)756-2030

Extn :

\_\_\_\_\_  
Telephone

\_\_\_\_\_  
Extension

dtturner@kcasdk12.org

\_\_\_\_\_  
Email Address

**CERTIFICATION OF ESTIMATED ENDING FUND BALANCE  
FROM 2019-2020 GENERAL FUND BUDGET**

24 PS 6-688

(10/2010)

|   |                    |                    |
|---|--------------------|--------------------|
| SCHOOL DISTRICT :<br>Karns City Area SD | COUNTY :<br>Butler | AUN :<br>104103603 |
|---|--------------------|--------------------|

No school district shall approve an increase in real property taxes unless it has adopted a budget that includes an estimated, ending unreserved undesignated fund balance (unassigned) less than or equal to the specified percentage of its total budgeted expenditures:

| Total Budgeted Expenditures           | Fund Balance % Limit<br>(less than or equal to) |
|---------------------------------------|---|
| Less Than or Equal to \$11,999,999    | 12.0%   |
| Between \$12,000,000 and \$12,999,999 | 11.5%   |
| Between \$13,000,000 and \$13,999,999 | 11.0%   |
| Between \$14,000,000 and \$14,999,999 | 10.5%   |
| Between \$15,000,000 and \$15,999,999 | 10.0%   |
| Between \$16,000,000 and \$16,999,999 | 9.5%  |
| Between \$17,000,000 and \$17,999,999 | 9.0%  |
| Between \$18,000,000 and \$18,999,999 | 8.5%  |
| Greater Than or Equal to \$19,000,000 | 8.0%  |


Did you raise property taxes in SY 2019-2020 (compared to 2018-2019 )?      Yes       No

If yes, see information below, taken from the 2019-2020 General Fund Budget.

|  |            |
|--|------------|
| Total Budgeted Expenditures  | \$24455424 |
| Ending Unassigned Fund Balance   | \$0        |
| Ending Unassigned Fund Balance as a percentage<br>(%) of Total Budgeted Expenditures | 0.0%       |

The Estimated Ending Unassigned Fund Balance is within the allowable limits.      Yes       No

**I hereby certify that the above information is accurate and complete.**

|  |                    |
|--|--------------------|
| SIGNATURE OF SUPERINTENDENT<br> | DATE<br>06/21/2019 |
|--|--------------------|

DUE DATE: AUGUST 15, 2019

FOR PUBLIC INSPECTION OF 2019-2020 PROPOSED BUDGET


24 PS 6-687(a)(1)

(03/2006)

|   |                           |                                  |
|---|---------------------------|----------------------------------|
| <b>School District Name :</b><br>Karns City Area SD | <b>County :</b><br>Butler | <b>AUN Number :</b><br>104103603 |
|---|---------------------------|----------------------------------|

Section 687(a)(1) of the School Code requires the president of the board of school directors of each school district to certify to the Department of Education that the proposed budget was prepared, presented and will be made available for public inspection using the uniform form prepared and furnished by the Department of Education.

I hereby certify that the above information is accurate and complete.

|   |                             |
|---|-----------------------------|
| <b>SIGNATURE OF SCHOOL BOARD PRESIDENT</b><br> | <b>DATE</b><br>May 13, 2019 |
|---|-----------------------------|

**DUE DATE:** IMMEDIATELY FOLLOWING  
ADOPTION OF PROPOSED  
FINAL GENERAL FUND BUDGET

| <u>Val Number</u> | <u>Description</u>  | <u>Justification</u>   |
|-------------------|---|--|
| 5260              | Expenditure Detail: 100 Salaries amount must be greater than 200 Benefits amount. For an exception, please enter a justification below.<br><br>Function 2200, Object 100: \$126,923.00<br>Function 2200, Object 200: \$147,973.00 | District Professional staff tuition reimbursement per collective bargaining agreement is coded 2271.240 and was previously not included in this function code. |
| 8060              | Ending Fund Balance Entry and Budgetary Reserve: If 5900 Budgetary Reserve is not equal to 0, a justification must be entered below.  | Prudent financial management for nonbudgeted future expenditures which are unforeseen at the time of budget completion.  |
| 8150              | Ending Fund Balance Entry and Budgetary Reserve: If 0830 Committed Fund Balance is not equal to 0, a justification must be entered below.   | Committed funds for future construction and improvements   |
| 8160              | Ending Fund Balance Entry and Budgetary Reserve: If 0840 Assigned Fund Balance is not equal to 0, a justification must be entered below.  | Assigned funds designated for potential decreases in state and federal funding or shortfalls in local funding sources.   |

| <u>ITEM</u>  | <u>AMOUNTS</u>             |
|--|----------------------------|
| <b>Estimated Beginning Unreserved Fund Balance Available for Appropriation and Reserves Scheduled For Liquidation During The Fiscal Year</b>       |                            |
| 0810 Nonspendable Fund Balance   |                            |
| 0820 Restricted Fund Balance   | 1,956,434                  |
| 0830 Committed Fund Balance  | 2,700,000                  |
| 0840 Assigned Fund Balance   | 1,981,266                  |
| 0850 Unassigned Fund Balance   |                            |
| <b>Total Estimated Beginning Unreserved Fund Balance Available for Appropriation and Reserves Scheduled For Liquidation During The Fiscal Year</b> | <b><u>\$4,681,266</u></b>  |
| <b>Estimated Revenues And Other Financing Sources</b>  |                            |
| 6000 Revenue from Local Sources  | 8,269,239                  |
| 7000 Revenue from State Sources  | 16,181,305                 |
| 8000 Revenue from Federal Sources  | 4,880                      |
| 9000 Other Financing Sources   |                            |
| <b>Total Estimated Revenues And Other Financing Sources</b>  | <b><u>\$24,455,424</u></b> |
| <b>Total Estimated Fund Balance, Revenues, and Other Financing Sources Available for Appropriation</b>   | <b><u>\$29,136,690</u></b> |

|  | <u>Amount</u>       |
|--|---------------------|
| <b>REVENUE FROM LOCAL SOURCES</b>  |                     |
| 6111 Current Real Estate Taxes   | 5,736,038           |
| 6120 Current Per Capita Taxes, Section 679   | 22,724              |
| 6140 Current Act 511 Taxes - Flat Rate Assessments                                       | 38,647              |
| 6150 Current Act 511 Taxes - Proportional Assessments                                    | 1,079,864           |
| 6400 Delinquencies on Taxes Levied / Assessed by the LEA                                 | 469,586             |
| 6500 Earnings on Investments   | 47,715              |
| 6700 Revenues from LEA Activities  | 63,243              |
| 6800 Revenues from Intermediary Sources / Pass-Through Funds                             | 565,962             |
| 6910 Rentals   | 5,850               |
| 6920 Contributions and Donations from Private Sources                                    | 34,573              |
| 6990 Refunds and Other Miscellaneous Revenue   | 205,037             |
| <b>REVENUE FROM LOCAL SOURCES</b>  | <b>\$8,269,239</b>  |
| <b>REVENUE FROM STATE SOURCES</b>  |                     |
| 7110 Basic Education Funding   | 10,169,746          |
| 7160 Tuition for Orphans Subsidy   | 45,837              |
| 7271 Special Education funds for School-Aged Pupils                                      | 1,177,710           |
| 7311 Pupil Transportation Subsidy  | 1,285,311           |
| 7312 Nonpublic and Charter School Pupil Transportation Subsidy                           | 13,090              |
| 7320 Rental and Sinking Fund Payments / Building Reimbursement Subsidy                   | 35,974              |
| 7330 Health Services (Medical, Dental, Nurse, Act 25)                                    | 53,477              |
| 7340 State Property Tax Reduction Allocation   | 593,777             |
| 7360 Safe Schools  | 7,450               |
| 7501 PA Accountability Grants  | 6,645               |
| 7505 Ready to Learn Block Grant  | 315,032             |
| 7810 State Share of Social Security and Medicare Taxes                                   | 489,443             |
| 7820 State Share of Retirement Contributions   | 1,987,813           |
| <b>REVENUE FROM STATE SOURCES</b>  | <b>\$16,181,305</b> |
| <b>REVENUE FROM FEDERAL SOURCES</b>  |                     |
| 8820 Medical Assistance Reimbursement for Administrative Claiming<br>(Quarterly) Program | 4,880               |
| <b>REVENUE FROM FEDERAL SOURCES</b>  | <b>\$4,880</b>      |
| <b>TOTAL ESTIMATED REVENUES AND OTHER SOURCES</b>  | <b>24,455,424</b>   |

Act 1 Index (current): 3.3%

Calculation Method:

Revenue

Section 672.1 Method Choice: (a)(1)

Number of Decimals For Tax Rate Calculation:

2

Approx. Tax Revenue from RE Taxes:

\$5,736,637

Amount of Tax Relief for Homestead Exclusions

\$593,777

Total Approx. Tax Revenue:

\$6,330,414

Approx. Tax Levy for Tax Rate Calculation:

\$6,696,582

|   | Armstrong     | Butler        | Clarion      | Total         |
|---|---------------|---------------|--------------|---------------|
| <b>2018-19 Data</b>                                   |               |               |              |               |
| a. Assessed Value                                     | \$42,779,991  | \$46,173,408  | \$8,056,056  | \$97,009,455  |
| b. Real Estate Mills                                  | 44.5800       | 91.2400       | 45.0200      |               |
| <b>I. 2019-20 Data</b>                                |               |               |              |               |
| c. 2017 STEB Market Value                             | \$138,670,128 | \$304,951,050 | \$27,075,355 | \$470,696,533 |
| d. Assessed Value                                     | \$43,069,450  | \$46,662,333  | \$8,216,019  | \$97,947,802  |
| e. Assessed Value of New Constr/ Renov                | \$0           | \$0           | \$0          | \$0           |
| <b>2018-19 Calculations</b>                           |               |               |              |               |
| f. 2018-19 Tax Levy                                   | \$1,907,132   | \$4,212,862   | \$362,684    | \$6,482,678   |
| (a * b)   |               |               |              |               |
| <b>2019-20 Calculations</b>                           |               |               |              |               |
| g. Percent of Total Market Value                      | 29.46062%     | 64.78719%     | 5.75219%     | 100.00000%    |
| <b>II.</b>  |               |               |              |               |
| h. Rebalanced 2018-19 Tax Levy                        | \$1,909,837   | \$4,199,945   | \$372,896    | \$6,482,678   |
| (f Total * g)   |               |               |              |               |
| i. Base Mills Subject to Index                        | 44.6432       | 91.2400       | 46.2876      |               |
| (h / a * 1000) if no reassessment                     |               |               |              |               |
| (h / (d-e) * 1000) if reassessment                    |               |               |              |               |
| <b>Calculation of Tax Rates and Levies Generated</b>  |               |               |              |               |
| j. Weighted Avg. Collection Percentage                | 94.00000%     | 94.00000%     | 94.00000%    | 94.00000%     |
| k. Tax Levy Needed                                    | \$1,972,855   | \$4,338,527   | \$385,200    | \$6,696,582   |
| (Approx. Tax Levy * g)                                |               |               |              |               |
| <b>I. 2019-20 Real Estate Tax Rate</b>                |               |               |              |               |
| (k / d * 1000)  | 45.8000       | 92.9700 ✓     | 46.8800      |               |
| <b>III.</b>   |               |               |              |               |
| m. Tax Levy Generated by Mills                        | \$1,972,581   | \$4,338,197   | \$385,167    | \$6,695,945   |
| (l / 1000 * d)  |               |               |              |               |
| n. Tax Levy minus Tax Relief for Homestead Exclusions |               |               |              | \$6,102,168   |
| (m - Amount of Tax Relief for Homestead Exclusions)   |               |               |              |               |
| o. Net Tax Revenue Generated By Mills                 |               |               |              | \$5,736,038   |
| (n * Est. Pct. Collection)                            |               |               |              |               |

Act 1 Index (current): 3.3%

Calculation Method:

Revenue

Section 672.1 Method Choice: (a)(1)

Number of Decimals For Tax Rate Calculation:

2

Approx. Tax Revenue from RE Taxes:

\$5,736,637

Amount of Tax Relief for Homestead Exclusions

\$593,777

Total Approx. Tax Revenue:

\$6,330,414

Approx. Tax Levy for Tax Rate Calculation:

\$6,696,582

|  | Armstrong | Butler | Clarion | Total |
|--|-----------|--------|---------|-------|
|--|-----------|--------|---------|-------|

**Index Maximums**

|   |             |             |           |             |
|---|-------------|-------------|-----------|-------------|
| p. Maximum Mills Based On Index<br>(i * (1 + Index))            | 46.1164     | 94.2509     | 47.8150   |             |
| q. Mills In Excess of Index<br>(if (l > p), (l - p))            | 0.0000      | 0.0000      | 0.0000    |             |
| r. Maximum Tax Levy Based On Index<br>(p / 1000 * d)            | \$1,986,208 | \$4,397,967 | \$392,849 | \$6,777,024 |
| IV. s. Millage Rate within Index?<br>(If l > p Then No)         | Yes         | Yes         | Yes       |             |
| t. Tax Levy In Excess of Index<br>(if (m > r), (m - r))         | \$0         | \$0         | \$0       | \$0         |
| u. Tax Revenue In Excess of Index<br>(t * Est. Pct. Collection) | \$0         | \$0         | \$0       | \$0         |

**Information Related to Property Tax Relief**

|   |            |              |            |          |
|---|------------|--------------|------------|----------|
| V. Assessed Value Exclusion per Homestead     | \$4,643.00 | \$2,286.00 ✓ | \$4,538.00 |          |
| Number of Homestead/Farmstead Properties      | 731        | 1856         | 240        | 2827     |
| Median Assessed Value of Homestead Properties |            |              |            | \$11,870 |



Act 1 Index (current): 3.3%

Calculation Method:

Revenue

Section 672.1 Method Choice: (a)(1)

Number of Decimals For Tax Rate Calculation:

2

Approx. Tax Revenue from RE Taxes:

\$5,736,637

Amount of Tax Relief for Homestead Exclusions

\$593,777

Total Approx. Tax Revenue:

\$6,330,414

Approx. Tax Levy for Tax Rate Calculation:

\$6,696,582

Armstrong

Butler

Clarion

Total

State Property Tax Reduction Allocation used for: Homestead Exclusions

\$593,777

Lowering RE Tax Rate

\$0

\$593,777

Prior Year State Property Tax Reduction Allocation used for: Homestead Exclusions

\$0

\$0

**Amount of Tax Relief from State/Local Sources**

**\$593,777**

CODE

6111 Current Real Estate Taxes

| <u>County Name</u> | <u>Taxable Assessed Value</u> | <u>Real Estate Mills</u> | <u>Tax Levy Generated by Mills</u> | <u>Amount of Tax Relief for Homestead Exclusions</u> | <u>Tax Levy Minus Homestead Exclusions</u> | <u>Percent Collected</u> | <u>Net Tax Revenue Generated By Mills</u> |
|--------------------|-------------------------------|--------------------------|------------------------------------|--|--|--------------------------|---|
| Armstrong          | 43,069,450                    | 45.8000                  | 1,972,581                          |  |  | 94.00000%                |   |
| Butler             | 46,662,333                    | 92.9700                  | 4,338,197                          |  |  | 94.00000%                |   |
| Clarion            | 8,216,019                     | 46.8800                  | 385,167                            |  |  | 94.00000%                |   |
| <b>Totals:</b>     | <b>97,947,802</b>             |                          | <b>6,695,945</b>                   | <b>- 593,777</b>                                     | <b>= 6,102,168</b>                         | <b>X 94.00000%</b>       | <b>= 5,736,038</b>                        |

|   | <u>Rate</u> |                              | <u>Estimated Revenue</u> |
|---|-------------|------------------------------|--------------------------|
| 6120 <u>Current Per Capita Taxes, Section 679</u>                 | \$5.00      |                              | 22,724                   |
| 6140 <u>Current Act 511 Taxes – Flat Rate Assessments</u>         | <u>Rate</u> | <u>Add'l Rate (if appl.)</u> | <u>Tax Levy</u>          |
| 6141 <u>Current Act 511 Per Capita Taxes</u>                      | \$5.00      | \$0.00                       | 25,111                   |
| 6142 <u>Current Act 511 Occupation Taxes – Flat Rate</u>          | \$0.00      | \$0.00                       | 0                        |
| 6143 <u>Current Act 511 Local Services Taxes</u>                  | \$5.00      | \$0.00                       | 13,536                   |
| 6144 <u>Current Act 511 Trailer Taxes</u>                         | \$0.00      | \$0.00                       | 0                        |
| 6145 <u>Current Act 511 Business Privilege Taxes – Flat Rate</u>  | \$0.00      | \$0.00                       | 0                        |
| 6146 <u>Current Act 511 Mechanical Device Taxes – Flat Rate</u>   | \$0.00      | \$0.00                       | 0                        |
| 6149 <u>Current Act 511 Taxes, Other Flat Rate Assessments</u>    | \$0.00      | \$0.00                       | 0                        |
| <b>Total Current Act 511 Taxes – Flat Rate Assessments</b>        |             |                              | <b>38,647</b>            |
| 6150 <u>Current Act 511 Taxes – Proportional Assessments</u>      | <u>Rate</u> | <u>Add'l Rate (if appl.)</u> | <u>Estimated Revenue</u> |
| 6151 <u>Current Act 511 Earned Income Taxes</u>                   | 0.500%      | 0.000%                       | 987,353                  |
| 6152 <u>Current Act 511 Occupation Taxes</u>                      | 0.0000      | 0.000                        | 0                        |
| 6153 <u>Current Act 511 Real Estate Transfer Taxes</u>            | 1.000%      | 0.000%                       | 92,511                   |
| 6154 <u>Current Act 511 Amusement Taxes</u>                       | 0.000%      | 0.000%                       | 0                        |
| 6155 <u>Current Act 511 Business Privilege Taxes</u>              | 0.0000      | 0.000                        | 0                        |
| 6156 <u>Current Act 511 Mechanical Device Taxes – Percentage</u>  | 0.000%      | 0.000%                       | 0                        |
| 6157 <u>Current Act 511 Mercantile Taxes</u>                      | 0.0000      | 0.000                        | 0                        |
| 6159 <u>Current Act 511 Taxes, Other Proportional Assessments</u> | 0.0000      | 0                            | 0                        |
| <b>Total Current Act 511 Taxes – Proportional Assessments</b>     |             |                              | <b>1,079,864</b>         |
| <b>Total Act 511, Current Taxes</b>                               |             |                              | <b>1,118,511</b>         |
| <b>Act 511 Tax Limit --&gt;</b>                                   |             | <b>470,696,533 X</b>         | <b>12</b>                |
|   |             | <b>Market Value</b>          | <b>Mills</b>             |
|   |             |                              | <b>5,648,358</b>         |
|   |             |                              | <b>(511 Limit)</b>       |

| Tax Function | Description   | Tax Rate Charged in: |         | Percent Change in Rate | Less than or equal to Index | Index | Additional Tax Rate Charged in: |         | Percent Change in Rate | Less than or equal to Index |
|--------------|---|----------------------|---------|------------------------|-----------------------------|-------|---------------------------------|---------|------------------------|-----------------------------|
|              |   | 2018-19 (Rebalanced) | 2019-20 |                        |                             |       | 2018-19 (Rebalanced)            | 2019-20 |                        |                             |
| 6111         | <u>Current Real Estate Taxes</u>                        |                      |         |                        |                             |       |                                 |         |                        |                             |
|              | Armstrong   | 44.6432              | 45.8000 | 2.60%                  | Yes                         | 3.3%  |                                 |         |                        |                             |
|              | Butler  | 91.2400              | 92.9700 | 1.90%                  | Yes                         | 3.3%  |                                 |         |                        |                             |
|              | Clarion   | 46.2876              | 46.8800 | 1.28%                  | Yes                         | 3.3%  |                                 |         |                        |                             |
| 6120         | Current Per Capita Taxes, Section 679                   | \$5.00               | \$5.00  | 0.00%                  | Yes                         | 3.3%  |                                 |         |                        |                             |
|              | <u>Current Act 511 Taxes – Flat Rate Assessments</u>    |                      |         |                        |                             |       |                                 |         |                        |                             |
| 6141         | Current Act 511 Per Capita Taxes                        | \$5.00               | \$5.00  | 0.00%                  | Yes                         | 3.3%  |                                 |         |                        |                             |
| 6142         | Current Act 511 Occupation Taxes - Flat Rate            |                      |         |                        |                             | 3.3%  |                                 |         |                        |                             |
| 6143         | Current Act 511 Local Services Taxes                    | \$5.00               | \$5.00  | 0.00%                  | Yes                         | 3.3%  |                                 |         |                        |                             |
| 6144         | Current Act 511 Trailer Taxes                           |                      |         |                        |                             | 3.3%  |                                 |         |                        |                             |
| 6145         | Current Act 511 Business Privilege Taxes - Flat Rate    |                      |         |                        |                             | 3.3%  |                                 |         |                        |                             |
| 6146         | Current Act 511 Mechanical Device Taxes - Flat Rate     |                      |         |                        |                             | 3.3%  |                                 |         |                        |                             |
| 6149         | Current Act 511 Taxes, Other Flat Rate Assessments      |                      |         |                        |                             | 3.3%  |                                 |         |                        |                             |
|              | <u>Current Act 511 Taxes – Proportional Assessments</u> |                      |         |                        |                             |       |                                 |         |                        |                             |
| 6151         | Current Act 511 Earned Income Taxes                     | 0.500%               | 0.500%  | 0.00%                  | Yes                         | 3.3%  |                                 |         |                        |                             |
| 6152         | Current Act 511 Occupation Taxes                        |                      |         |                        |                             | 3.3%  |                                 |         |                        |                             |
| 6153         | Current Act 511 Real Estate Transfer Taxes              | 1.000%               | 1.000%  | 0.00%                  | Yes                         | 3.3%  |                                 |         |                        |                             |
| 6154         | Current Act 511 Amusement Taxes                         |                      |         |                        |                             | 3.3%  |                                 |         |                        |                             |
| 6155         | Current Act 511 Business Privilege Taxes                |                      |         |                        |                             | 3.3%  |                                 |         |                        |                             |
| 6156         | Current Act 511 Mechanical Device Taxes - Percentage    |                      |         |                        |                             | 3.3%  |                                 |         |                        |                             |
| 6157         | Current Act 511 Mercantile Taxes                        |                      |         |                        |                             | 3.3%  |                                 |         |                        |                             |
| 6159         | Current Act 511 Taxes, Other Proportional Assessments   |                      |         |                        |                             | 3.3%  |                                 |         |                        |                             |

| <u>Description</u>   | <u>Amount</u>       |
|--|---------------------|
| <b>1000 Instruction</b>  |                     |
| 1100 Regular Programs - Elementary / Secondary                             | 11,723,326          |
| 1200 Special Programs - Elementary / Secondary                             | 1,732,776           |
| 1300 Vocational Education  | 458,033             |
| 1400 Other Instructional Programs - Elementary / Secondary                 | 50,000              |
| <b>Total Instruction</b>   | <b>\$13,964,135</b> |
| <b>2000 Support Services</b>   |                     |
| 2100 Support Services - Students   | 670,325             |
| 2200 Support Services - Instructional Staff                                | 1,311,742           |
| 2300 Support Services - Administration                                     | 1,595,266           |
| 2400 Support Services - Pupil Health                                       | 285,474             |
| 2500 Support Services - Business   | 375,684             |
| 2600 Operation and Maintenance of Plant Services                           | 2,089,087           |
| 2700 Student Transportation Services                                       | 2,351,851           |
| 2900 Other Support Services  | 15,000              |
| <b>Total Support Services</b>  | <b>\$8,694,429</b>  |
| <b>3000 Operation of Non-Instructional Services</b>                        |                     |
| 3200 Student Activities  | 615,687             |
| <b>Total Operation of Non-Instructional Services</b>                       | <b>\$615,687</b>    |
| <b>4000 Facilities Acquisition, Construction and Improvement Services</b>  |                     |
| 4000 Facilities Acquisition, Construction and Improvement Services         | 392,901             |
| <b>Total Facilities Acquisition, Construction and Improvement Services</b> | <b>\$392,901</b>    |
| <b>5000 Other Expenditures and Financing Uses</b>                          |                     |
| 5100 Debt Service / Other Expenditures and Financing Uses                  | 24,927              |
| 5900 Budgetary Reserve   | 763,345             |
| <b>Total Other Expenditures and Financing Uses</b>                         | <b>\$788,272</b>    |
| <b>Total Estimated Expenditures and Other Financing Uses</b>               | <b>\$24,455,424</b> |

| <u>Description</u>   | <u>Amount</u>       |
|--|---------------------|
| <b>1000 Instruction</b>  |                     |
| <b>1100 Regular Programs - Elementary / Secondary</b>              |                     |
| 100 Personnel Services - Salaries                                  | 6,575,738           |
| 200 Personnel Services - Employee Benefits                         | 4,336,144           |
| 300 Purchased Professional and Technical Services                  | 1,200               |
| 400 Purchased Property Services                                    | 10,448              |
| 500 Other Purchased Services                                       | 534,406             |
| 600 Supplies   | 241,527             |
| 700 Property   | 19,211              |
| 800 Other Objects  | 4,652               |
| <b>Total Regular Programs - Elementary / Secondary</b>             | <b>\$11,723,326</b> |
| <b>1200 Special Programs - Elementary / Secondary</b>              |                     |
| 100 Personnel Services - Salaries                                  | 580,379             |
| 200 Personnel Services - Employee Benefits                         | 308,940             |
| 300 Purchased Professional and Technical Services                  | 787,000             |
| 500 Other Purchased Services                                       | 16,449              |
| 600 Supplies   | 21,812              |
| 700 Property   | 1,276               |
| 800 Other Objects  | 16,920              |
| <b>Total Special Programs - Elementary / Secondary</b>             | <b>\$1,732,776</b>  |
| <b>1300 Vocational Education</b>                                   |                     |
| 500 Other Purchased Services                                       | 458,033             |
| <b>Total Vocational Education</b>                                  | <b>\$458,033</b>    |
| <b>1400 Other Instructional Programs - Elementary / Secondary</b>  |                     |
| 300 Purchased Professional and Technical Services                  | 50,000              |
| <b>Total Other Instructional Programs - Elementary / Secondary</b> | <b>\$50,000</b>     |
| <b>Total Instruction</b>   | <b>\$13,964,135</b> |
| <b>2000 Support Services</b>                                       |                     |
| <b>2100 Support Services - Students</b>                            |                     |
| 100 Personnel Services - Salaries                                  | 391,270             |
| 200 Personnel Services - Employee Benefits                         | 237,518             |
| 300 Purchased Professional and Technical Services                  | 7,902               |
| 500 Other Purchased Services                                       | 3,456               |
| 600 Supplies   | 27,889              |
| 700 Property   | 1,292               |
| 800 Other Objects  | 998                 |
| <b>Total Support Services - Students</b>                           | <b>\$670,325</b>    |
| <b>2200 Support Services - Instructional Staff</b>                 |                     |
| 100 Personnel Services - Salaries                                  | 126,923             |
| 200 Personnel Services - Employee Benefits                         | 147,973             |
| 300 Purchased Professional and Technical Services                  | 370,293             |
| 400 Purchased Property Services                                    | 137,660             |
| 500 Other Purchased Services                                       | 750                 |
| 600 Supplies   | 151,757             |

| <u>Description</u>                                       | <u>Amount</u>      |
|--|--------------------|
| 700 Property   | 376,386            |
| <b>Total Support Services - Instructional Staff</b>      | <b>\$1,311,742</b> |
| <b>2300 Support Services - Administration</b>            |                    |
| 100 Personnel Services - Salaries                        | 855,677            |
| 200 Personnel Services - Employee Benefits               | 509,069            |
| 300 Purchased Professional and Technical Services        | 78,880             |
| 400 Purchased Property Services                          | 500                |
| 500 Other Purchased Services                             | 32,440             |
| 600 Supplies   | 73,839             |
| 700 Property   | 37,861             |
| 800 Other Objects  | 7,000              |
| <b>Total Support Services - Administration</b>           | <b>\$1,595,266</b> |
| <b>2400 Support Services - Pupil Health</b>              |                    |
| 100 Personnel Services - Salaries                        | 176,026            |
| 200 Personnel Services - Employee Benefits               | 103,260            |
| 500 Other Purchased Services                             | 200                |
| 600 Supplies   | 3,934              |
| 700 Property   | 2,054              |
| <b>Total Support Services - Pupil Health</b>             | <b>\$285,474</b>   |
| <b>2500 Support Services - Business</b>                  |                    |
| 100 Personnel Services - Salaries                        | 125,973            |
| 200 Personnel Services - Employee Benefits               | 81,616             |
| 300 Purchased Professional and Technical Services        | 50,000             |
| 500 Other Purchased Services                             | 94,500             |
| 600 Supplies   | 5,018              |
| 800 Other Objects  | 18,577             |
| <b>Total Support Services - Business</b>                 | <b>\$375,684</b>   |
| <b>2600 Operation and Maintenance of Plant Services</b>  |                    |
| 100 Personnel Services - Salaries                        | 895,069            |
| 200 Personnel Services - Employee Benefits               | 520,773            |
| 300 Purchased Professional and Technical Services        | 23,859             |
| 400 Purchased Property Services                          | 236,017            |
| 500 Other Purchased Services                             | 53,013             |
| 600 Supplies   | 294,183            |
| 700 Property   | 16,000             |
| 800 Other Objects  | 50,173             |
| <b>Total Operation and Maintenance of Plant Services</b> | <b>\$2,089,087</b> |
| <b>2700 Student Transportation Services</b>              |                    |
| 500 Other Purchased Services                             | 2,347,501          |
| 600 Supplies   | 4,350              |
| <b>Total Student Transportation Services</b>             | <b>\$2,351,851</b> |
| <b>2900 Other Support Services</b>                       |                    |
| 500 Other Purchased Services                             | 15,000             |
| <b>Total Other Support Services</b>                      | <b>\$15,000</b>    |

| <u>Description</u>   | <u>Amount</u>       |
|--|---------------------|
| <b>Total Support Services</b>  | <b>\$8,694,429</b>  |
| <b>3000 Operation of Non-Instructional Services</b>                              |                     |
| <b>3200 Student Activities</b>   |                     |
| 100 Personnel Services - Salaries  | 269,226             |
| 200 Personnel Services - Employee Benefits                                       | 98,116              |
| 300 Purchased Professional and Technical Services                                | 32,529              |
| 400 Purchased Property Services  | 11,000              |
| 500 Other Purchased Services   | 82,507              |
| 600 Supplies   | 87,114              |
| 800 Other Objects  | 35,195              |
| <b>Total Student Activities</b>  | <b>\$615,687</b>    |
| <b>Total Operation of Non-Instructional Services</b>                             | <b>\$615,687</b>    |
| <b>4000 Facilities Acquisition, Construction and Improvement Services</b>        |                     |
| <b>4000 <u>Facilities Acquisition, Construction and Improvement Services</u></b> |                     |
| 300 Purchased Professional and Technical Services                                | 28,200              |
| 700 Property   | 364,701             |
| <b>Total Facilities Acquisition, Construction and Improvement Services</b>       | <b>\$392,901</b>    |
| <b>Total Facilities Acquisition, Construction and Improvement Services</b>       | <b>\$392,901</b>    |
| <b>5000 Other Expenditures and Financing Uses</b>                                |                     |
| <b>5100 <u>Debt Service / Other Expenditures and Financing Uses</u></b>          |                     |
| 900 Other Uses of Funds  | 24,927              |
| <b>Total Debt Service / Other Expenditures and Financing Uses</b>                | <b>\$24,927</b>     |
| <b>5900 <u>Budgetary Reserve</u></b>   |                     |
| 800 Other Objects  | 763,345             |
| <b>Total Budgetary Reserve</b>   | <b>\$763,345</b>    |
| <b>Total Other Expenditures and Financing Uses</b>                               | <b>\$788,272</b>    |
| <b>TOTAL EXPENDITURES</b>  | <b>\$24,455,424</b> |

**Cash and Short-Term Investments**

|  | <u>06/30/2019 Estimate</u> | <u>06/30/2020 Projection</u> |
|--|----------------------------|------------------------------|
| General Fund   | 7,692,750                  | 6,192,750                    |
| Public Purpose (Expendable) Trust Fund                       |                            |                              |
| Other Comptroller-Approved Special Revenue Funds             |                            |                              |
| Athletic / School-Sponsored Extra Curricular Activities Fund |                            |                              |
| Capital Reserve Fund - § 690, §1850                          |                            |                              |
| Capital Reserve Fund - § 1431                                | 2,916,000                  | 4,416,000                    |
| Other Capital Projects Fund                                  |                            |                              |
| Debt Service Fund  |                            |                              |
| Food Service / Cafeteria Operations Fund                     | 214,961                    | 215,000                      |
| Child Care Operations Fund                                   |                            |                              |
| Other Enterprise Funds                                       |                            |                              |
| Internal Service Fund  |                            |                              |
| Private Purpose Trust Fund                                   |                            |                              |
| Investment Trust Fund  |                            |                              |
| Pension Trust Fund   |                            |                              |
| Activity Fund  | 110,624                    | 111,000                      |
| Other Agency Fund  |                            |                              |
| Permanent Fund   |                            |                              |
| <b>Total Cash and Short-Term Investments</b>                 | <b>\$10,934,335</b>        | <b>\$10,934,750</b>          |

**Long-Term Investments**

|  | <u>06/30/2019 Estimate</u> | <u>06/30/2020 Projection</u> |
|--|----------------------------|------------------------------|
| General Fund   |                            |                              |
| Public Purpose (Expendable) Trust Fund                       |                            |                              |
| Other Comptroller-Approved Special Revenue Funds             |                            |                              |
| Athletic / School-Sponsored Extra Curricular Activities Fund |                            |                              |
| Capital Reserve Fund - § 690, §1850                          |                            |                              |
| Capital Reserve Fund - § 1431                                |                            |                              |
| Other Capital Projects Fund                                  |                            |                              |
| Debt Service Fund  |                            |                              |
| Food Service / Cafeteria Operations Fund                     |                            |                              |
| Child Care Operations Fund                                   |                            |                              |
| Other Enterprise Funds                                       |                            |                              |
| Internal Service Fund  | 1,728,459                  | 1,730,000                    |
| Private Purpose Trust Fund                                   |                            |                              |
| Investment Trust Fund  |                            |                              |
| Pension Trust Fund   |                            |                              |
| Activity Fund  |                            |                              |
| Other Agency Fund  |                            |                              |



Long-Term Investments

06/30/2019 Estimate

06/30/2020 Projection

Permanent Fund

**Total Long-Term Investments**

\$1,728,459

\$1,730,000

**TOTAL CASH AND INVESTMENTS**

\$12,662,794

\$12,664,750

**Long-Term Indebtedness**

**06/30/2019 Estimate**

**06/30/2020 Projection**

| <b>General Fund</b>                             |                    |                    |
|---|--------------------|--------------------|
| 0510 Bonds Payable                              |                    |                    |
| 0520 Extended-Term Financing Agreements Payable |                    |                    |
| 0530 Lease-Purchase Obligations                 |                    |                    |
| 0540 Accumulated Compensated Absences           | 83,187             | 83,000             |
| 0550 Authority Lease Obligations                | 582,755            | 500,000            |
| 0560 Other Post-Employment Benefits (OPEB)      | 1,502,000          | 1,600,000          |
| 0599 Other Noncurrent Liabilities               |                    |                    |
| <b>Total General Fund</b>                       | <b>\$2,167,942</b> | <b>\$2,183,000</b> |

**Public Purpose (Expendable) Trust Fund**

- 0510 Bonds Payable
- 0520 Extended-Term Financing Agreements Payable
- 0530 Lease-Purchase Obligations
- 0540 Accumulated Compensated Absences
- 0550 Authority Lease Obligations
- 0560 Other Post-Employment Benefits (OPEB)
- 0599 Other Noncurrent Liabilities

**Total Public Purpose (Expendable) Trust Fund**

**Other Comptroller-Approved Special Revenue Funds**

- 0510 Bonds Payable
- 0520 Extended-Term Financing Agreements Payable
- 0530 Lease-Purchase Obligations
- 0540 Accumulated Compensated Absences
- 0550 Authority Lease Obligations
- 0560 Other Post-Employment Benefits (OPEB)
- 0599 Other Noncurrent Liabilities

**Total Other Comptroller-Approved Special Revenue Funds**

**Athletic / School-Sponsored Extra Curricular Activities Fund**

- 0510 Bonds Payable
- 0520 Extended-Term Financing Agreements Payable
- 0530 Lease-Purchase Obligations
- 0540 Accumulated Compensated Absences
- 0550 Authority Lease Obligations
- 0560 Other Post-Employment Benefits (OPEB)
- 0599 Other Noncurrent Liabilities

**Total Athletic / School-Sponsored Extra Curricular Activities Fund**

**Capital Reserve Fund - § 690, §1850**

- 0510 Bonds Payable
- 0520 Extended-Term Financing Agreements Payable

**Long-Term Indebtedness**

06/30/2019 Estimate

06/30/2020 Projection

- 0530 Lease-Purchase Obligations
- 0540 Accumulated Compensated Absences
- 0550 Authority Lease Obligations
- 0560 Other Post-Employment Benefits (OPEB)
- 0599 Other Noncurrent Liabilities

**Total Capital Reserve Fund - \$ 690, \$1850**

**Capital Reserve Fund - \$ 1431**

- 0510 Bonds Payable
- 0520 Extended-Term Financing Agreements Payable
- 0530 Lease-Purchase Obligations
- 0540 Accumulated Compensated Absences
- 0550 Authority Lease Obligations
- 0560 Other Post-Employment Benefits (OPEB)
- 0599 Other Noncurrent Liabilities

**Total Capital Reserve Fund - \$ 1431**

**Other Capital Projects Fund**

- 0510 Bonds Payable
- 0520 Extended-Term Financing Agreements Payable
- 0530 Lease-Purchase Obligations
- 0540 Accumulated Compensated Absences
- 0550 Authority Lease Obligations
- 0560 Other Post-Employment Benefits (OPEB)
- 0599 Other Noncurrent Liabilities

**Total Other Capital Projects Fund**

**Debt Service Fund**

- 0510 Bonds Payable
- 0520 Extended-Term Financing Agreements Payable
- 0530 Lease-Purchase Obligations
- 0540 Accumulated Compensated Absences
- 0550 Authority Lease Obligations
- 0560 Other Post-Employment Benefits (OPEB)
- 0599 Other Noncurrent Liabilities

**Total Debt Service Fund**

**Food Service / Cafeteria Operations Fund**

- 0510 Bonds Payable
- 0520 Extended-Term Financing Agreements Payable
- 0530 Lease-Purchase Obligations
- 0540 Accumulated Compensated Absences
- 0550 Authority Lease Obligations

**Long-Term Indebtedness**

06/30/2019 Estimate

06/30/2020 Projection

0560 Other Post-Employment Benefits (OPEB)

0599 Other Noncurrent Liabilities

**Total Food Service / Cafeteria Operations Fund**

**Child Care Operations Fund**

0510 Bonds Payable

0520 Extended-Term Financing Agreements Payable

0530 Lease-Purchase Obligations

0540 Accumulated Compensated Absences

0550 Authority Lease Obligations

0560 Other Post-Employment Benefits (OPEB)

0599 Other Noncurrent Liabilities

**Total Child Care Operations Fund**

**Other Enterprise Funds**

0510 Bonds Payable

0520 Extended-Term Financing Agreements Payable

0530 Lease-Purchase Obligations

0540 Accumulated Compensated Absences

0550 Authority Lease Obligations

0560 Other Post-Employment Benefits (OPEB)

0599 Other Noncurrent Liabilities

**Total Other Enterprise Funds**

**Internal Service Fund**

0510 Bonds Payable

0520 Extended-Term Financing Agreements Payable

0530 Lease-Purchase Obligations

0540 Accumulated Compensated Absences

0550 Authority Lease Obligations

0560 Other Post-Employment Benefits (OPEB)

0599 Other Noncurrent Liabilities

**Total Internal Service Fund**

**Private Purpose Trust Fund**

0510 Bonds Payable

0520 Extended-Term Financing Agreements Payable

0530 Lease-Purchase Obligations

0540 Accumulated Compensated Absences

0550 Authority Lease Obligations

0560 Other Post-Employment Benefits (OPEB)

0599 Other Noncurrent Liabilities

**Total Private Purpose Trust Fund**

**Long-Term Indebtedness**

06/30/2019 Estimate

06/30/2020 Projection

**Investment Trust Fund**

- 0510 Bonds Payable
- 0520 Extended-Term Financing Agreements Payable
- 0530 Lease-Purchase Obligations
- 0540 Accumulated Compensated Absences
- 0550 Authority Lease Obligations
- 0560 Other Post-Employment Benefits (OPEB)
- 0599 Other Noncurrent Liabilities

**Total Investment Trust Fund**

**Pension Trust Fund**

- 0510 Bonds Payable
- 0520 Extended-Term Financing Agreements Payable
- 0530 Lease-Purchase Obligations
- 0540 Accumulated Compensated Absences
- 0550 Authority Lease Obligations
- 0560 Other Post-Employment Benefits (OPEB)
- 0599 Other Noncurrent Liabilities

**Total Pension Trust Fund**

**Activity Fund**

- 0510 Bonds Payable
- 0520 Extended-Term Financing Agreements Payable
- 0530 Lease-Purchase Obligations
- 0540 Accumulated Compensated Absences
- 0550 Authority Lease Obligations
- 0560 Other Post-Employment Benefits (OPEB)
- 0599 Other Noncurrent Liabilities

**Total Activity Fund**

**Other Agency Fund**

- 0510 Bonds Payable
- 0520 Extended-Term Financing Agreements Payable
- 0530 Lease-Purchase Obligations
- 0540 Accumulated Compensated Absences
- 0550 Authority Lease Obligations
- 0560 Other Post-Employment Benefits (OPEB)
- 0599 Other Noncurrent Liabilities

**Total Other Agency Fund**

**Permanent Fund**

- 0510 Bonds Payable
- 0520 Extended-Term Financing Agreements Payable

Long-Term Indebtedness

06/30/2019 Estimate

06/30/2020 Projection

- 0530 Lease-Purchase Obligations
- 0540 Accumulated Compensated Absences
- 0550 Authority Lease Obligations
- 0560 Other Post-Employment Benefits (OPEB)
- 0599 Other Noncurrent Liabilities

**Total Permanent Fund**

**Total Long-Term Indebtedness**

**\$2,167,942**

**\$2,183,000**

**Short-Term Payables**

06/30/2019 Estimate

06/30/2020 Projection

- General Fund
- Public Purpose (Expendable) Trust Fund
- Other Comptroller-Approved Special Revenue Funds
- Athletic / School-Sponsored Extra Curricular Activities Fund
- Capital Reserve Fund - § 690, §1850
- Capital Reserve Fund - § 1431
- Other Capital Projects Fund
- Debt Service Fund
- Food Service / Cafeteria Operations Fund
- Child Care Operations Fund
- Other Enterprise Funds
- Internal Service Fund
- Private Purpose Trust Fund
- Investment Trust Fund
- Pension Trust Fund
- Activity Fund
- Other Agency Fund
- Permanent Fund

**Total Short-Term Payables**

**TOTAL INDEBTEDNESS**

\$2,167,942

\$2,183,000

| <b>Account Description</b>   | <b>Amounts</b>     |
|--|--------------------|
| 0810 Nonspendable Fund Balance   |                    |
| 0820 Restricted Fund Balance   | 1,956,434          |
| 0830 Committed Fund Balance  | 2,000,000          |
| 0840 Assigned Fund Balance   | 2,681,266          |
| 0850 Unassigned Fund Balance   |                    |
| <b>Total Ending Fund Balance - Committed, Assigned, and Unassigned</b>                               | <b>\$4,681,266</b> |
| <br>   |                    |
| <b>5900 Budgetary Reserve</b>  | <b>763,345</b>     |
| <br>   |                    |
| <b>Total Estimated Ending Committed, Assigned, and Unassigned Fund Balance and Budgetary Reserve</b> | <b>\$7,401,045</b> |